

Mast Mount Omnidirectional (MMO) Antennas

The MMO series base antenna provides outstanding coverage in a rugged U.V. stable, plastic radome with an aluminum base that is ideal for indoor or outdoor applications.

Features

- The MMO24005PTRPC provides a broad elevation pattern antenna radiation pattern that has been shaped to direct energy where it is needed, while suppressing the misdirected upper and lower sidelobe energy.
- Pipe mount is included for added convenience.
- Multiple band coverage supports 2.4 GHz and 5.15-5.8 GHz broadband networks, eliminating the need for a second or third antenna in POP locations where mounting space is limited or costly. (MMO24580608 model).
- Optimized elevation pattern, minimizes misdirected energy by suppressing sidelobe energy and directing the radiated energy towards the desired area of coverage.



Multiple band MMO24580608 omnidirectional antenna

Antenna Electrical Specifications

Model	Frequency Range	Nominal Gain	H-plane Beamwidth	E-plane Beamwidth
MMO24005PTNF	2.4-2.485 GHz	5.5 dBi +/-0.5	360°	32°
MMO24005PTRPC	2.4-2.485 GHz	5.5 dBi +/-0.5	360°	32°
MMO24005PT36RPBN	2.4-2.485 GHz	5.5 dBi +/-0.5	360°	32°
MMO24005PT36RPC	2.4-2.485 GHz	5.5 dBi +/-0.5	360°	32°
MMO24580608NF	2.4-2.48/ 5.15-5.85 GHz	6 dBi/ 8 dBi	360°	22°/ 15°

Mechanical Specifications

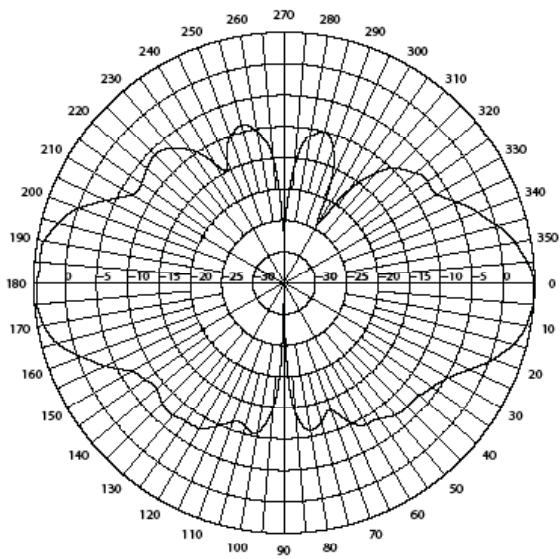
Model	Antenna Height	Weight (Mass)	Bending Moment at Rated Wind	Lateral Thrust at Rated Wind	Equivalent Flat Plane Area
MMO24005PTNF	11.3" (287 mm)	0.5 lbs (0.23 kg)	2.2 ft-lbs	4.6 lbs	0.5 ft ²
MMO24005PTRPC	11.3" (287 mm)	0.5 lbs (0.23 kg)	2.2 ft-lbs	4.6 lbs	0.5 ft ²
MMO24005PT36RPBN	11.3" (287 mm)	0.5 lbs (0.23 kg)	2.2 ft-lbs	4.6 lbs	0.5 ft ²
MMO24005PT36RPC	11.3" (287 mm)	0.5 lbs (0.23 kg)	2.2 ft-lbs	4.6 lbs	0.5 ft ²
MMO24580608NF	26" (660.4 mm)	0.50 lbs (0.226 kg)	11.5 ft-lbs	10.6 lbs	0.12 ft ²



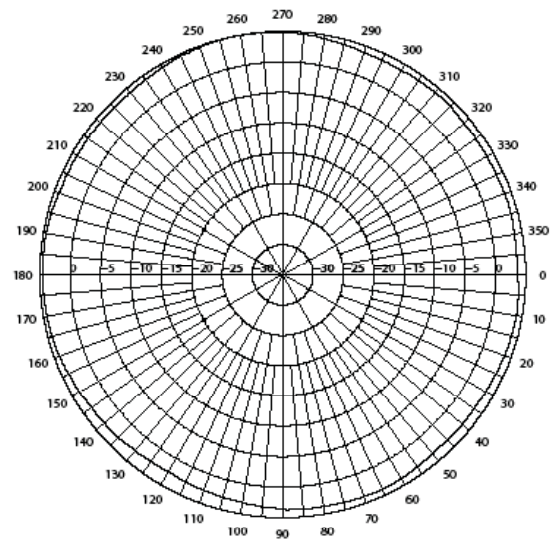
Technical Data

Maximum Power: 25 watts
Polarization: Vertical linear
Normal Impedance: 50 ohms
VSWR: < 1.5:1 (MMO24005 series) < 2.0:1 (except MMO24005 series)
Wind Survival: 125 mph
Radome Material: White UV stable plastic
Connector: N female or N male. 12" or 36" RG-58/U pigtail with RP-TNC plug connector (MMO24005 series only). Other connector options available (MMO24005 series only).
Mounting Method: Pipe mount (included).

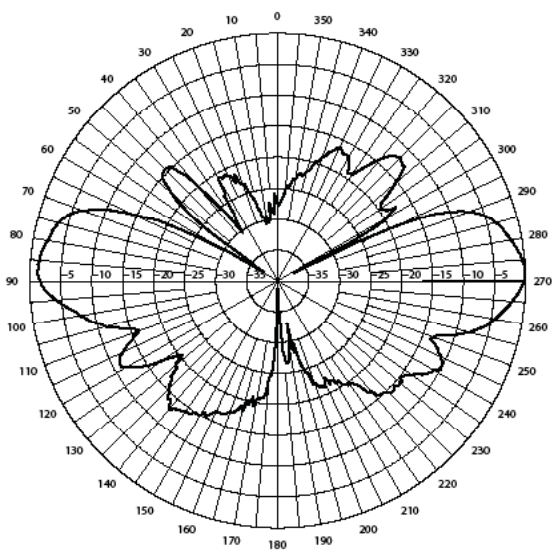
Radiation Patterns



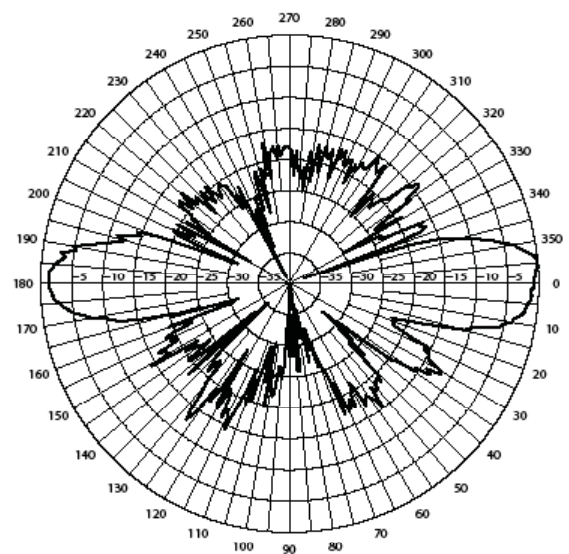
MMO24005 Elevation Cut




MMO24005 Azimuth Cut



MMO24580608 Elevation Cut at 2.4 GHz



MMO24580608 Elevation Cut at 5.8 GHz



MFB49009 MFB58009 MFB24012



Vented System



MMK1924



MMK8A

MAXRAD Fiberglass Base Station (MFB) Omnidirectional Antennas

These wireless broadband omnidirectional antennas are designed to provide maximum performance and reliability under the toughest weather conditions. The antennas feature a UV stable, vented radome that provides ultimate protection against weather elements. They can be mast or wall mounted.

Features

- UV stable, pultruded fiberglass radome. Allows outdoor installation even in harsh climates.
- Vented system design (all models except MFB24012), provides reliable performance by protecting the electrical design against extreme moisture and/or temperatures.
- Thread relief on connector (all models, except MFB24012 which has a pigtail). Improved accessibility for taping reduces installation time and improves overall effectiveness.
- Internal o-ring seal in the base of the antenna with integrated connector at the base. Assures a watertight seal to prevent water from migrating into the antenna connector (all models, except MFB24012 which has a pigtail).
- Electrical downtilt options on select models, provide system planners flexibility in challenging operating environments.



Technical Data

Maximum Power: 25 watts
Polarization: Vertical
Normal Impedance: 50 ohms
VSWR: < 1.5:1
Radome Material: UV resistant pultruded fiberglass
ESD Protection: Not standard, but all models can be ordered with DC grounding. Add "DC" to the part number to order the antenna with DC grounding.
Termination: N female 16" RG-213 pigtail with N female connector (for model MFB24012 only.)
Mounting Base Diameter: 1.25 inches (all models except MFB24012) 1.5 inches (model MFB24012)
Mounting Method: MMK1924 — L bracket mount for wall or pipe mount (except MFB24010 and MFB24012) MMK8A - Aluminum extruded bracket for mast mounting (except model MFB24012) MMK14 - Light duty mounting clamp for MFB24012

Antenna Electrical Specifications

Model	Frequency Range	Gain	Bandwidth @ 1.5:1 VSWR	Vertical Beamwidth @ 1/2 Power
MFB19006A	1.85-1.99 GHz	6 dBi	140 MHz	24°
MFB19008A	1.85-1.99 GHz	8 dBi	140 MHz	12°
MFB24004	2.4-2.484 GHz	4 dBi	100 MHz	30°
MFB24006	2.4-2.484 GHz	6 dBi	100 MHz	20°
MFB24008	2.4-2.484 GHz	8 dBi	100 MHz	13°
MFB24008NM	2.4-2.484 GHz	8 dBi	100 MHz	13°
MFB24008NMDC	2.4-2.484 GHz	8 dBi	100 MHz	13°
MFB24008RPN	2.4-2.484 GHz	8 dBi	100 MHz	13°
MFB24008DT7	2.4-2.484 GHz	8 dBi	100 MHz	13°
MFB24008DT12	2.4-2.484 GHz	8 dBi	100 MHz	13°
MFB24010	2.4-2.484 GHz	10 dBi	100 MHz	9°
MFB24012	2.4-2.5 GHz	12 dBi	100 MHz	7°
MFB49009	4.9-5.0 GHz	9 dBi	100 MHz	8°
MFB51510	5.15-5.35 GHz	10 dBi	200 MHz	7°
MFB58009	5.725-5.875 GHz	9 dBi	150 MHz	8°
MFB58010	5.725-5.825 GHz	10 dBi	100 MHz	6°

Mechanical Specifications

Model	Height	Weight (Mass)	Bending Moment at Rated Wind	Lateral Thrust at Rated Wind	Equivalent Flat Plate Area	Wind Survival
MFB19006A	11.6" (295 mm)	0.38 lbs (0.172 kg)	1.4 ft-lbs	3.0 lbs	.04 ft ²	125 mph
MFB19008A	24.0" (601 mm)	0.70 lbs (0.318 kg)	5.7 ft-lbs	5.9 lbs	.07 ft ²	125 mph
MFB24004	8.1" (206 mm)	0.34 lbs (0.154 kg)	0.7 ft-lbs	2.1 lbs	.02 ft ²	125 mph
MFB24006	11.6" (295 mm)	0.38 lbs (0.172 kg)	1.4 ft-lbs	3.0 lbs	.04 ft ²	125 mph
MFB24008	20.2" (513mm)	0.50 lbs (0.226 kg)	4.4 ft-lbs	5.2 lbs	.06 ft ²	125 mph
MFB24008NM	20.2" (513mm)	0.50 lbs (0.226 kg)	4.4 ft-lbs	5.2 lbs	.06 ft ²	125 mph
MFB24008NMDC	20.2" (513mm)	0.50 lbs (0.226 kg)	4.4 ft-lbs	5.2 lbs	.06 ft ²	125 mph
MFB24008RPN	20.2" (513mm)	0.50 lbs (0.226 kg)	4.4 ft-lbs	5.2 lbs	.06 ft ²	125 mph
MFB24008DT7	20.2" (513 mm)	0.50 lbs (0.226 kg)	4.4 ft-lbs	5.2 lbs	.06 ft ²	125 mph
MFB24008DT12	20.2" (513 mm)	0.50 lbs (0.226 kg)	4.4 ft-lbs	5.2 lbs	.06 ft ²	125 mph
MFB24010	36.0" (914 mm)	0.65 lbs (0.295 kg)	14.7 ft-lbs	10.1 lbs	.11 ft ²	125 mph
MFB24012	44.0" (1,118 mm)	3.00 lbs (1.400 kg)	41 ft-lbs	22.4 lbs	.25 ft ²	125 mph
MFB49009	20.2" (513 mm)	0.5 lbs (0.226 kg)	4.4 ft-lbs	5.2 lbs	.06 ft ²	125 mph
MFB51510	20.2" (513 mm)	0.5 lbs (0.226 kg)	4.4 ft-lbs	5.2 lbs	.06 ft ²	125 mph
MFB58009	15.7" (399 mm)	0.43 lbs (0.195 kg)	2.7 ft-lbs	4.1 lbs	.046 ft ²	125 mph
MFB58010	20.2" (513 mm)	0.5 lbs (0.226 kg)	4.4 ft-lbs	5.2 lbs	.06 ft ²	125 mph



900/800 MHz MAXRAD Fiberglass Base Station (MFB) Omnidirectional Antennas

The MFB 900/800 MHz series are base matched half wave antennas encapsulated in heavy duty fiberglass radomes with a thick walled aluminum mounting base for reliable long term use. All models are DC grounded and UPS shippable.

Features

- White ultra-violet resistant pultruded fiberglass radome
- Thick walled aluminum mounting base
- Unity/3 dB/5 dB/7 dB models
- UPS shippable
- Factory tuned



Technical Data

Maximum Power: 150 watts
Normal Impedance: 50 ohms
Radome Material: 1.0" OD pultruded white fiberglass
Radiator Material: Coated steel wire
ESD Protection: DC grounded
Wind Survival: 100 mph
Termination: Unity and 3 dB models, N Female
Mounting Base Diameter: 1-5/16"
Mounting Method: Mast or wall mounted. Mounting hardware is sold separately. MMK1: light duty mast mount for antennas under 30" MMK3: light duty mast mount for antennas over 30" MMK4: heavy duty mast mount MMK6: cast mounting bracket MMK9: Aluminum mast mount for 1-5/16" OD antennas MBSWM: wall mounting bracket for antennas over 30" (two are required)



MMK3



MMK1



MMK4



MMK6



MBSWM



MMK9

Antenna Electrical Specifications

Model	Frequency Range	Factory Tuned Frequency	Gain	Bandwidth @ 1.5:1 VSWR	Vertical Beamwidth @ 1/2 Power
MFB8133	806-866 MHz	813 MHz	3 dB	30 MHz	40°
MFB8135	806-866 MHz	813 MHz	5 dB	20 MHz	22°
MFB8583	806-866 MHz	858 MHz	3 dB	30 MHz	40°
MFB8585	806-866 MHz	858 MHz	5 dB	20 MHz	22°
MFB8353	824-896 MHz	835 MHz	3 dB	30 MHz	40°
MFBW8903	890-960 MHz	N/A	3 dB	70 MHz	40°
MFBW8905	890-960 MHz	N/A	5 dB	70 MHz	22°
MFB8963	896-940 MHz	898 MHz	3 dB	30 MHz	40°
MFB8965(NF)	896-940 MHz	898 MHz	5 dB	20 MHz	22°
MFB9387	896-940 MHz	938 MHz	7 dB	20 MHz	17°
MFB8967(NF)	896-940 MHz	898 MHz	7 dB	20 MHz	17°
MFB9153	902-928 MHz	915 MHz	3 dB	20 MHz	40°
MFB9155(NF)	902-928 MHz	915 MHz	5 dB	20 MHz	22°
MFB9155RPC	902-928 MHz	915 MHz	5 dB	20 MHz	22°
MFB9157(NF)*	902-928 MHz	915 MHz	7 dB	20 MHz	17°

Mechanical Specifications

Model	Height	Weight (Mass)	Bending Moment at Rated Wind	Lateral Thrust at Rated Wind	Equivalent Flat Plate Area
MFB8133	26"	1.25 lbs	4.7 ft-lbs	4.3 lbs	.12 sq ft
MFB8135*	48"	1.75 lbs	14.2 ft-lbs	8.0 lbs	.22 sq ft
MFB8583	26"	1.25 lbs	4.7 ft-lbs	4.3 lbs	.12 sq ft
MFB8585*	48"	1.75 lbs	14.2 ft-lbs	8.0 lbs	.22 sq ft
MFB8353	26"	1.25 lbs	4.7 ft-lbs	4.3 lbs	.12 sq ft
MFBW8903	23"	1.25 lbs	4.7 ft-lbs	4.3 lbs	.12 sq ft
MFBW8905	48"	1.75 lbs	14.2 ft-lbs	8.0 lbs	.22 sq ft
MFB8963	26"	1.25 lbs	4.7 ft-lbs	4.3 lbs	.12 sq ft
MFB8965*	48"	1.75 lbs	14.2 ft-lbs	8.0 lbs	.22 sq ft
MFB9387*	96"	4.00 lbs	62.5 ft-lbs	15.8 lbs	.44 sq ft
MFB8967*	96"	4.00 lbs	62.5 ft-lbs	15.8 lbs	.44 sq ft
MFB9153	23.25"	1.25 lbs	4.7 ft-lbs	4.3 lbs	.12 sq ft
MFB9155(NF)**	48"	1.75 lbs	14.2 ft-lbs	8.0 lbs	.22 sq ft
MFB9155RPC	48"	1.75 lbs	14.2 ft-lbs	8.0 lbs	.22 sq ft
MFB9157 (NF)*	96"	4.00 lbs	62.5 ft-lbs	15.8 lbs	.44 sq ft

** For N Female (NF) connector add \$10.00. Mount sold separately.



746-869 MHz, 3 dB Gain MAXRAD Fiberglass Base Station (MFB) Omnidirectional Antennas

This is an omnidirectional base station antenna that provides 3 dB gain within the specified frequency. It is designed for mast mounting.

Features

- N female connector
- Thick walled aluminum mounting base
- White fiberglass radome

Antenna Electrical Specifications

Model	Frequency Range	Nominal Gain	Vertical Beamwidth at Half Power	Horizontal Beamwidth at Half Power
MFBW7463	746-869 MHz	3 dB	40°	360°



Technical Data

General Specifications: 746-869 MHz omnidirectional antenna
Maximum Power: 50 watts
Normal Impedance: 50 ohms
Polarization: Vertical
VSWR: < 1.8:1
Termination: N female

Mechanical Specifications

Model	Antenna Length	Weight (Mass)	Temperature Range
MFBW7463	27"	1.5 lbs	-40°C to +70°C

Model	Lateral Thrust at Rated Wind with 1/2" of Ice	Equivalent Flat Plate Area with 1/2" of Ice	Wind Survival with 1/2" of Ice
MFBW7463	20 lbf	.22 ft ²	125 mph

UHF White MAXRAD Fiberglass Base Station (MFB) Omnidirectional Antennas

These white fiberglass omnidirectional antenna series consists of base matched half wave antennas encapsulated in heavy duty fiberglass radomes with a thick walled aluminum mounting base for reliable long term use. All models are DC grounded and are UPS shippable.

Features

- UPS shippable
- Effective "J" pole design requires no radials or ground plane
- Unity, 3 dB, and 5 dB models

Antenna Electrical Specifications

Model	Frequency Range	Factory Tuned Frequency	Gain	Bandwidth*	Vertical Beamwidth**
MFB4500	450-460 MHz	455 MHz	Unity	10 MHz	90°
MFB4503	450-460 MHz	455 MHz	3 dB	10 MHz	38°
MFB4505	450-460 MHz	455 MHz	5 dB	10 MHz	27°
MFB4600	460-470 MHz	465 MHz	Unity	10 MHz	90°
MFB4603	460-470 MHz	465 MHz	3 dB	10 MHz	38°
MFB4605(NF)	460-470 MHz	465 MHz	5 dB	10 MHz	27°
MFB4705	470-480 MHz	475 MHz	5 dB	10 MHz	27°

Mechanical Specifications

Model	Weight (Mass)	Height	Bending Moment***	Lateral Thrust***	Equivalent Flat Plate Area
MFB4500	1.0 lbs	30"	5.2 ft-lb	5 lbs	.11 sq ft
MFB4503	4.0 lbs	71"	29.0 ft-lb	10.8 lbs	.30 sq ft
MFB4505	4.5 lbs	77"	40.4 ft-lb	12.6 lbs	.35 sq ft
MFB4600	1.0 lbs	30"	5.2 ft-lb	5 lbs	.11 sq ft
MFB4603	4.0 lbs	71"	29.0 ft-lb	10.8 lbs	.30 sq ft
MFB4605(NF)	4.5 lbs	77"	40.4 ft-lb	12.6 lbs	.35 sq ft
MFB4705	4.5 lbs	77"	40.4 ft-lb	12.6 lbs	.35 sq ft

*Bandwidth at 1.5:1 VSWR

**Vertical Beamwidth @ 1/2 Power

***At rated wind



Technical Data

Maximum Power: 250 watts
Normal Impedance: 50 ohms
Radome Material: Pultruded white fiberglass
Radiator Material: Coated steel wire
ESD Protection: DC grounded
Wind Survival: 100 mph
Termination: N male with 16" jumper; N female optional
Mounting Hardware (sold separately): MMK1: light duty mast mounting for antennas under 30" MMK3: light duty mast mounting for antennas over 30" MMK4: heavy duty mast mounting bracket MMK9: Aluminum mast mount for 1-5/16" OD antennas (two required with the 10" sleeve antenna models) MBSWM: wall mounting bracket for antennas over 30" (2 required)



VHF White MAXRAD Fiberglass Base Station (MFB) Omnidirectional Antennas

The 144-174 MHz white fiberglass antenna series consists of base matched half wave antennas encapsulated in a heavy duty fiberglass radomes with a thick walled aluminum mounting base for reliable long term use. All models are DC grounded and UPS shippable.

Features

- Effective "J" pole design requires no radials or ground plane
- White ultra-violet resistant pultruded fiberglass radome
- Thick-walled aluminum mounting base
- Unity/3 dB models
- UPS shippable



Technical Data

Maximum Power: 250 watts
Normal Impedance: 50 ohms
VSWR: < 1.5:1 VSWR
Radome Material: Pultruded white fiberglass
Radiator Material: Coated steel wire
ESD Protection: DC grounded
Wind Survival: 100 mph
Termination: N male with 16" jumper
Mounting Base Diameter: 1-5/16"
Mounting Method: (Sold separately) MMK3: light duty mast mounting MMK4: heavy duty mast mounting MMK9: Aluminum mast mount for 1-5/16" OD antennas (two required with the 10" sleeve antenna models) MBSWM: wall mounting bracket (2 required)

MFB VHF Unity Model 3 dB version includes exposed whip



MMK3



MMK4



MMK9



MBSWM

Antenna Electrical Specifications

Model	Frequency Range	Factory Tuned Frequency	Gain	Bandwidth @ 1.5:1 VSWR	Vertical Beamwidth @ 1/2 Power
MFB1443	144-150 MHz	144 MHz	3 dB*	3.5 MHz	29°
MFB1500	150-156 MHz	153 MHz	Unity	3.0 MHz	80°
MFB1503	150-156 MHz	150 MHz	3 dB*	3.5 MHz	29°
MFB1560	156-162 MHz	159 MHz	Unity	3.0 MHz	80°
MFB1563	156-162 MHz	156 MHz	3 dB*	3.5 MHz	29°
MFB1683	168-174 MHz	168 MHz	3 dB*	3.5 MHz	29°

Mechanical Specifications

Model	Height	Weight (Mass)	Bending Moment at Rated Wind	Lateral Thrust at Rated Wind	Equivalent Flat Plate Area
MFB1443	129"	4 lbs	62.5 ft-lbs	15.8 lbs	.44 ft ²
MFB1500	71"	3 lbs	29.2 ft-lbs	10.8 lbs	.30 ft ²
MFB1503	129"	4 lbs	62.5 ft-lbs	15.8 lbs	.44 ft ²
MFB1560	71"	3 lbs	29.2 ft-lbs	10.8 lbs	.30 ft ²
MFB1563	129"	4 lbs	62.5 ft-lbs	15.8 lbs	.44 ft ²
MFB1683	129"	4 lbs	62.5 ft-lbs	15.8 lbs	.44 ft ²

*Note: 3 dB gain antennas are factory tuned to the lowest side of the frequency range. Field tuning to the desired frequency is required. Mount sold separately. For SO-239 connector, please add \$27.00; for N female connector, please add \$10.00.



The MSO24014PTNF's mount design allows mast or tower leg mounting for greater flexibility when tower space availability is limited.



Technical Data

General Specifications: 2.4 GHz ISM sectorized omnidirectional antennas
Maximum Power: 50 watts*
Polarization: Vertical
Normal Impedance: 50 ohms
VSWR: < 1.5:1
Radome Material: ASA-ABS, UV resistant
ESD Protection: DC grounded
Cable: 18" Pro-Flex™ Plus 195
Termination: N, female connector at power divider input
Mounting Method: Center pipe mount (1.25" OD pipe included) or direct tower leg mount
Pattern Shaping Kits: Standard omnidirectional. Power divider is included. Other options are available** Consult the factory for details.

2.4 GHz ISM All Terrain Sectorized Omnidirectional Antenna

The MSO24014 all-terrain adjustable omnidirectional antenna allows sector adjustments of up to +/- 15 degrees, permitting installers to contour the coverage area according to the specific geographic conditions of the territory. For applications with more specific coverage demands this antenna offers various azimuth (horizontal plane beamwidth) pattern options optimized to address differing coverage, cost control and tower space limitation challenges. As the subscriber base grows, they can accommodate increased throughput capacity without the need to replace the antenna.

Features

- Increased system capacity
- Superior isolation
- Electrical and mechanical beamtilt adjustments
- Pattern selectivity
- Mounting flexibility
- Downtime reduction

Antenna Electrical Specifications

Model	Frequency Range	Nominal Gain	Bandwidth @ 1.5:1 VSWR	Power Divider
MSO24014NF	2.4-2.5 GHz	14 dBi***	16°	3-way equal split

Mechanical Specifications

Model	Dimensions	Weight (Mass)	Temperature Range	Wind Survival
MSO24014NF	19.75" x 5" OD (501 L x 127 mm OD)	8 lbs (3.6 kg)	-42°C to +75°C	125 mph (200 km/hr)

* Power limitation of power divider 10 watts.

** Optional patterns require use of one radio.

***Antenna gain is specified when sectors are fed individually.

MBS Series Base Station Adapters

The MBS VHF/UHF/800 MHz series is ideal for temporary installations. The MBS adapter allows a mobile VHF, UHF or 800 MHz antenna to be used as a base station. By providing radials, the antenna can be used in areas where a ground plane is not available.

Features

- Will accept any antenna that utilizes 1-1/8" -18 thread mounts
- Mounts on 1" - 1.75" outside diameter masts
- Converts any 136-940 MHz mobile antenna into a base station

Electrical Specifications

Model	Frequency Range	Factory Tuned Frequency	Gain	Bandwidth @ 1.5:1 VSWR	Insertion Loss at Highest Frequency
MBS	132-512 MHz	Dependent upon the antenna			.1 dB
MBSUHF	406-512 MHz	Dependent upon the antenna			.1 dB
MBS800	806-940 MHz	Dependent upon the antenna			.2 dB



Technical Data

Maximum Power: 250 watts (MBS) 200 watts (MBSUHF) 100 watts (MBS800)
Construction Material: Stainless steel
Termination: MBS: SO-239; N female MBSUHF: N female MBS800: N female

*Antenna is not included.

Base Station Mounts

Model	Description	Application	Qty per Assembly
MBSWM	Wall mount	For wall mounting antennas of up to 2-1/4" in diameter.	1
MMK1	3-groove backing plate	For mounting a 1-5/16" outer diameter antenna to a 1-1/4" maximum outer diameter mast.	1
MMK1924	Stainless steel "L" bracket mount for wall or pipe mount	For mounting an omnidirectional antenna to a 2" maximum diameter mast. Bracket is 6" long with a 5/8" diameter hole for mounting the antenna.	1
MMK2	1-1/2" stainless steel "L" bracket	For mounting an antenna with a base connector to a 2" maximum diameter mast. Bracket is 9" long with a 5/8" diameter hole for mounting the antenna.	1
MMK3	Base station mount bracket	For mounting a 1-5/16" outer diameter antenna to a 1-1/4" maximum outer diameter mast.	2
MMK4	Heavy duty fiberglass base station mount	For mounting an antenna with 2-2/2" maximum diameter onto a 2-1/2" maximum outer diameter mast.	2
MMK8A	Aluminum MFB mount bracket	For mounting a 1-1/4" diameter antenna to a 2-1/2" maximum diameter mast.	1
MMK9	Aluminum MFB mount bracket	For mounting a 1-5/16" diameter antenna to a 2-1/2" maximum diameter mast.	1
MPAB7	Heavy duty outdoor adjustable mount with +/-35° uptilt/downtilt adjustment	Adjustable outdoor mounting bracket for MP XF 800/900 MHz directional panel antennas. One 6" and one 8" bracket.	2
MPAB8	Heavy duty outdoor adjustable mount with 17° uptilt/downtilt adjustment	Adjustable outdoor mounting bracket for MPXF 800/900 MHz directional panel antennas. Two 6" brackets.	2
MPAB8W	Heavy duty outdoor adjustable mount with 17° uptilt	Downtilt adjustment / Adjustable outdoor mounting bracket for MPXF 800/900 MHz directional panel antennas. Two 6" galvanizing brackets.	1
MYK1	Mount kit for 7/8" boom yagis	For mounting 7/8" diameter boom yagis to a 1-5/8" maximum diameter mast.	1
MYK2	Mount kit for 1-1/4" boom yagis	For mounting 1-1/4" diameter boom yagis to a 2" maximum diameter mast.	1
MYK3	Heavy duty mount for 7/8" boom yagis	For mounting 7/8" diameter boom yagis to a 2" maximum diameter mast.	1
MYK4	Mounting kit for bottom dipole fiberglass base station antennas	For mounting to a 2" maximum diameter mast.	1
MYK10	Heavy duty cast yagi bracket	For mounting a 7/8" OD yagi to a 2-1/2" maximum OD mast. Adjustable for vertical or horizontal polarization.	1
MYK14	Sand cast mounting bracket for 3/4"-7/8" boom yagis	For mounting antennas with boom diameters of 3/4" to 7/8" to 3" maximum diameter masts.	1
MYK17-NL	Mounting bracket for 0.75" diameter boom yagis	For mounting to masts measuring 1-5/8" in diameter.	1

MMK Mounts for Base Station Antennas



MMK1



MMK2



MMK3



MMK4



MMK8A



MMK9




MMK1924



MBSWM


MYK Mounts for Yagi Antennas and MPAB Mounts for Panel Antennas



MYK1




MYK2 (front)



MYK3



MYK4 (front)



MYK10



MYK14



MYK17



MPAB7



MPAB8



MPAB11

Replacement Parts



MMA1

Model	Frequency Range
MMA1	Adapts internal thread marine mount to 3/4" M style mount. N female connector.